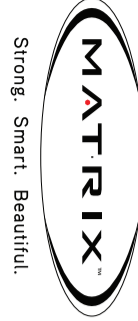



Matrix Fitness Systems Corp. 1610 Landmark Drive  
 Toll Free 800.639.4883 www.matrixfitness.com  
 College Grove WI 53527 Fax 008.339.8887



# Assembly Guidelines

## G3FW 90/91 5/10 PAIR DUMBBELL RACK

Strong. Smart. Beautiful.



### IMPORTANT SAFETY INFORMATION

It is the sole responsibility of the purchaser of MATRIX Fitness Systems products to instruct all individuals, whether they are the end user or supervising personnel on proper usage of the equipment.

It is the sole recommendation that all users of MATRIX Fitness Systems exercise equipment be informed of the following information prior to its use.

### PROPER USAGE

1. Do not use any equipment in any way other than designed or intended by the manufacturer. It is imperative the sole recommended that all users of MATRIX Fitness Systems exercise equipment be informed MATRIX Fitness Systems equipment is used properly to avoid injury.

2. Keep hands and feet clear at all times from moving parts to avoid injury.

### CHECK FOR DAMAGE PARTS

1. DO NOT use any equipment that is damaged and or has worn or broken parts. Use only replacement parts supplied by your country's local MATRIX Fitness Systems dealer.

2. MAINTAIN LABELS AND NAMEPLATES: DO NOT remove labels for any reason. They contain important information. If unreadable or missing, contact your MATRIX Fitness Systems dealer for a replacement.

3. SECURING EQUIPMENT: All equipment MUST be secured to the floor to stabilize and eliminate rocking or tipping over. A licensed contractor must be performed this, where applicable.

4. MAINTAIN ALL EQUIPMENT: Preventative maintenance is the key to smooth operating equipment as well as keeping your liability to a minimum. Equipment needs to be inspected at regular intervals.

5. Ensure that any person(s) making adjustments or performing maintenance or repair of any kind is qualified to do so. MATRIX Fitness System dealers will provide service and maintenance training at our corporate facility upon request.



Strong. Smart. Beautiful.

## Assembly Guidelines

### G3FW 90/91 5/10 PAIR DUMBBELL RACK

#### G3FW 90/91- 5/10 PAIR DUMBBELL RACK

#### UNPACKING G3FW 90/91 5/10 PAIR DUMBBELL RACK

Thank you for purchasing a MATRIX Fitness product. Your MATRIX G3FW 90/91- PAIR DUMBBELL RACK is inspected before it is packaged. Carefully unpack the unit from this box and dispose of the packing materials in accordance with your local laws.

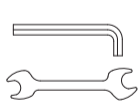
#### CAUTION

The weight of the G3FW 90/91 5/10 Pair Dumbbell Rack is 140/321 lbs. (83/146kg). To avoid injury to yourself and prevent damage to the frame components, be sure to have proper assistance removing the frame pieces from this box.

#### TOOLS NEEDED

DESCRIPTION	SKETCH	QUANTITY
6MM L-Shaped Allen Wrench		1
8MM Open-End Wrench		1
Hardware Bag		

#### SKETCH

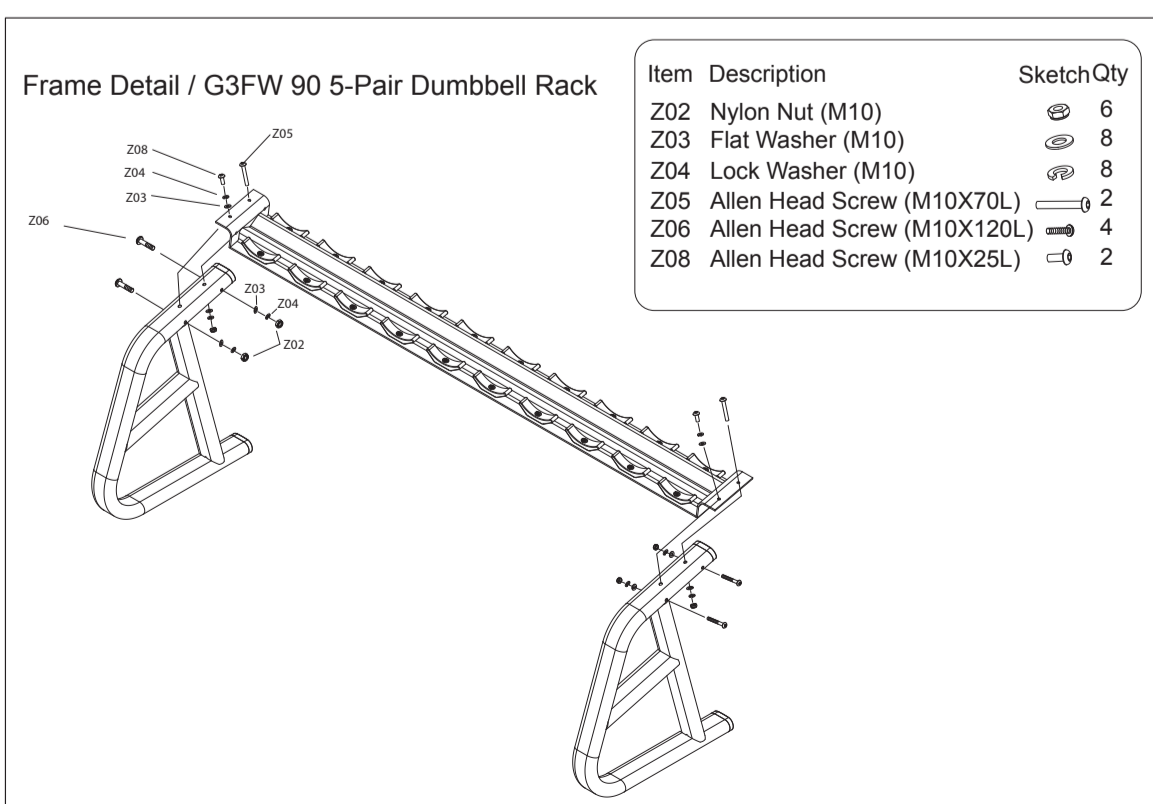


#### QUANTITY

1  
1

If any items are missing please contact your country's local Matrix dealer for assistance.

#### Step 1 G3FW90 5-PAIR DUMBBELL RACK



#### Step 1 G3FW91 10-PAIR DUMBBELL RACK

